




FUQUJAY-VARINA

*a dash more*

# YOUTH SPORTS

PROGRAM OVERVIEW



# PROGRAM VISION

- Fuquay-Varina Parks, Recreation and Cultural Resources Sports Division promotes sportsmanship, fair play and fun through a well organized youth sports program. Children will have the opportunity to develop new skills in sports in a safe and positive environment.



# PROGRAM PHILOSOPHY

- Provide a safe and positive environment for youth to participate in sports programs.
- Provide each child with the opportunity to play regardless of skill level.
- Teach participants the skills and fundamentals of the sport they are participating in.
- Encourage sportsmanship, team-play and leadership.
- Winning is *not* the ultimate goal; giving your best effort and displaying sportsmanship no matter the outcome is! Losing is *not* failure, it's a chance to learn and develop your skills and character.

# PROGRAM GOALS

- Create a quality and affordable youth sports program that meets the needs of the residents of Fuquay-Varina.
- To develop strategies to increase participation throughout the area in youth sports.
- Create an environment where volunteers can support their community.
- Provide skill development opportunities through camps, clinics, tournaments, coach's clinics, and programs.
- Extend services by using up to date technology.
- Provide first-class facilities and continue to assess the need of additional facilities as the department grows.
- Provide up to date and accessible information regarding youth sports leagues
- Provide supervision of athletic programs through professional staff and volunteers.

# STAFF

- National Alliance for Youth Sports
  - Five (5) certified youth sports administrators
    - Jonathan Cox, Anthony DiMarzio, Caleb Mangum, Adam Hairr, Tiffany Trice
  - Re-certification requirement every two (2) years, 10 hours.
- Athletic Director's Workshop (ADW)
  - Yearly statewide conference of youth sport professionals
  - Caleb Mangum serves as Chairman
- Statewide Athletic Committee (SWAC)
  - Governing body for recreational athletics in NC
  - Adam Hairr serves as the baseball coordinator

# PROGRAMS OFFERED

- Baseball (Ages 7-14)
- Softball (Ages 6-12)
- T-Ball (Ages 5-6)
- Volleyball (Ages 9-17)
- Soccer (Ages 3-14)
- Flag Football (Ages 5-10)
- Tackle Football (Ages 7-13)
- Cheerleading (Ages 6-13)
- Dance Troupe (Ages 7-13)
- Basketball (Ages 6-15)
- Skills & Drills Basketball (Ages 4-5)



# YOUTH SPORT TRENDS: NATIONAL

- Nationally, according to the Sports Fitness Industry Association, youth sports participation rates have been steadily declining.

	% Changes from 2009-2014
Baseball	-4.30%
Basketball	-6.80%
Football (tackle)	-17.90%
Football (touch)	-32.40%
Soccer	-8.4%
Softball (fast-pitch)	1.60%
Volleyball	-21.60%

# YOUTH SPORT TRENDS: FUQUAY-VARINA

- Yearly Participation in Fuquay-Varina programming since inception has increased.

	% Changes from 2013-2015
Baseball	32%
Basketball (2013-16)	112%
Football (tackle)	-51%
Football (flag)	26%
Soccer	85%
Softball	-12%
Volleyball	58%
T-Ball	18%
Cheer	2.4%
Dance Troupe	-28%
Skills& Drills Basketball (2013-16)	30%
Overall	50%



# PARTICIPATION HISTORY: SPRING SEASON

## Spring 2013

	<i>Softball</i>	<i>T-ball</i>	<i>Baseball</i>	<i>Soccer</i>	<i>Volleyball</i>	<i>Flag Football</i>	<b>Total</b>
<i>Resident Participants</i>	45	97	101	269	58	68	<b>638</b>
<i>Non Resident Participants</i>	68	68	81	179	57	40	<b>493</b>
<i>Total Participants</i>	113	165	182	448	115	108	<b>1131</b>

<i>Head Coaches</i>	9	14	17	56	13	12	<b>121</b>
<i>Assistant Coaches</i>	14	17	25	50	10	12	<b>128</b>

<i>Resident Scholarships</i>	3	3	5	13	7	1	<b>32</b>
<i>Non Resident Scholarships</i>	4	1	0	12	0	3	<b>20</b>

## Spring 2014

	<i>Softball</i>	<i>T-ball</i>	<i>Baseball</i>	<i>Soccer</i>	<i>Volleyball</i>	<i>Flag Football</i>	<b>Total</b>
<i>Resident Participants</i>	35	99	141	352	82	56	<b>765</b>
<i>Non Resident Participants</i>	53	79	100	266	110	55	<b>663</b>
<i>Total Participants</i>	88	178	241	618	192	111	<b>1428</b>

<i>Head Coaches</i>	6	16	21	80	22	12	<b>157</b>
<i>Assistant Coaches</i>	15	48	50	130	40	24	<b>307</b>

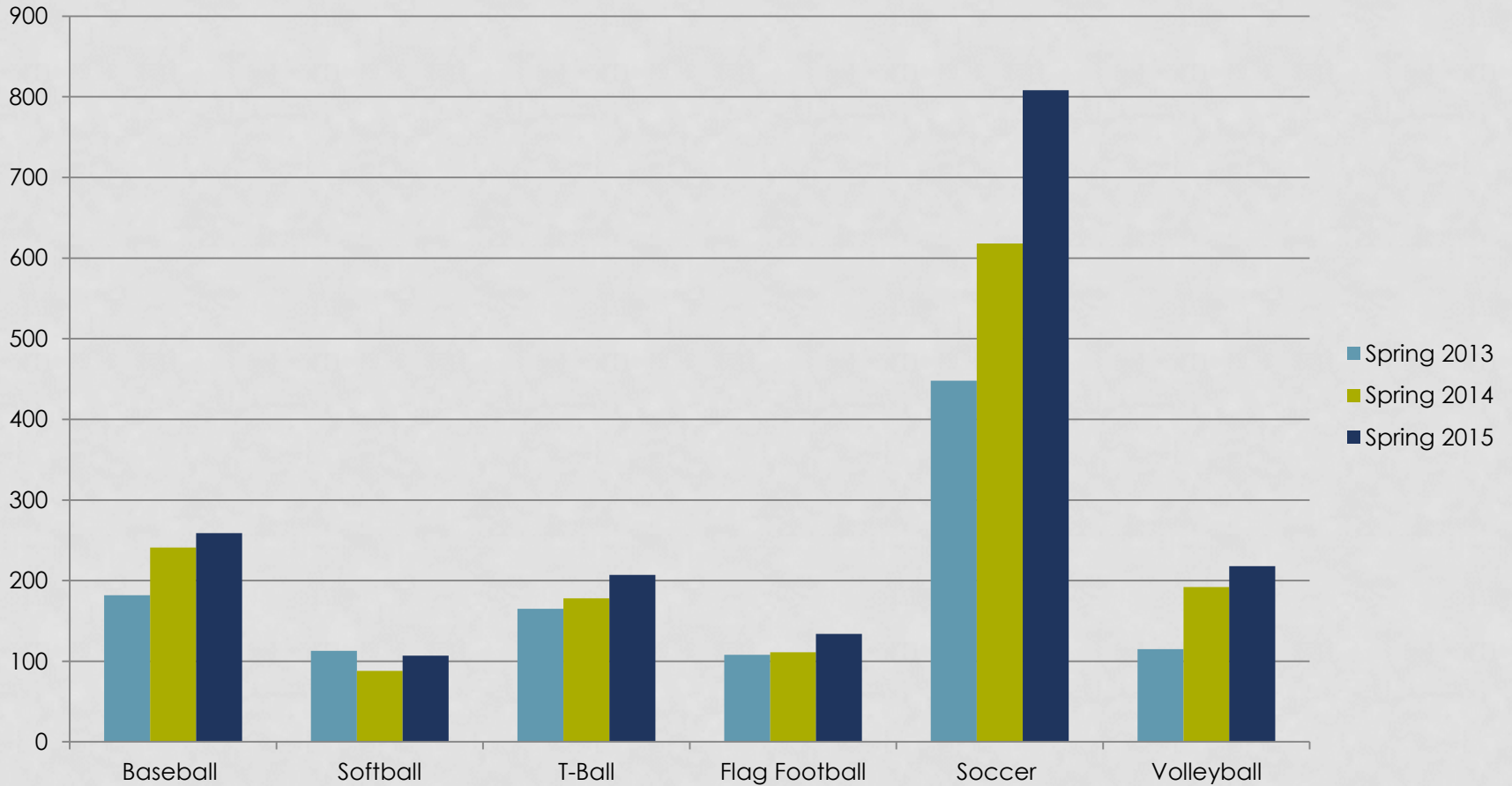
<i>Resident Scholarships</i>	3	6	10	38	7	5	<b>69</b>
<i>Non Resident Scholarships</i>	4	3	2	18	2	2	<b>31</b>

# PARTICIPATION HISTORY: SPRING SEASON

## Spring 2015

	<i>Softball</i>	<i>T-ball</i>	<i>Baseball</i>	<i>Soccer</i>	<i>Volleyball</i>	<i>Flag Football</i>	<b>Total</b>
<i>Resident Participants</i>	45	116	135	456	105	78	<b>935</b>
<i>Non Resident Participants</i>	62	91	124	352	113	56	<b>798</b>
<i>Total Participants</i>	107	207	259	808	218	134	<b>1733</b>
<i>Head Coaches</i>	9	18	24	98	24	14	<b>187</b>
<i>Assistant Coaches</i>	27	54	72	147	24	14	<b>338</b>
<i>Resident Scholarships</i>	4	2	10	28	10	8	<b>62</b>
<i>Non Resident Scholarships</i>	3	1	3	21	2	1	<b>31</b>

# PARTICIPATION HISTORY: SPRING SEASON



# PARTICIPATION HISTORY: FALL SEASON

## Fall 2013

	<i>Tackle Football</i>	<i>Cheerleading</i>	<i>Softball</i>	<i>T-ball</i>	<i>Baseball</i>	<i>Soccer</i>	<i>Volleyball</i>	<i>Flag Football</i>	<b>Totals</b>
<i>Resident Participants</i>	105	29	38	69	98	262	57	21	<b>679</b>
<i>Non Resident Participants</i>	72	13	55	56	92	197	67	24	<b>576</b>
<i>Total Participants</i>	177	42	93	125	190	459	124	45	<b>1255</b>
<i>Head Coaches</i>	7	2	7	10	14	55	12	4	<b>111</b>
<i>Assistant Coaches</i>	25	8	14	30	28	100	20	8	<b>233</b>
<i>Resident Scholarships</i>	15	8	1	4	4	8	10	1	<b>51</b>
<i>Non Resident Scholarships</i>	7	0	3	0	2	2	1	0	<b>15</b>

## Fall 2014

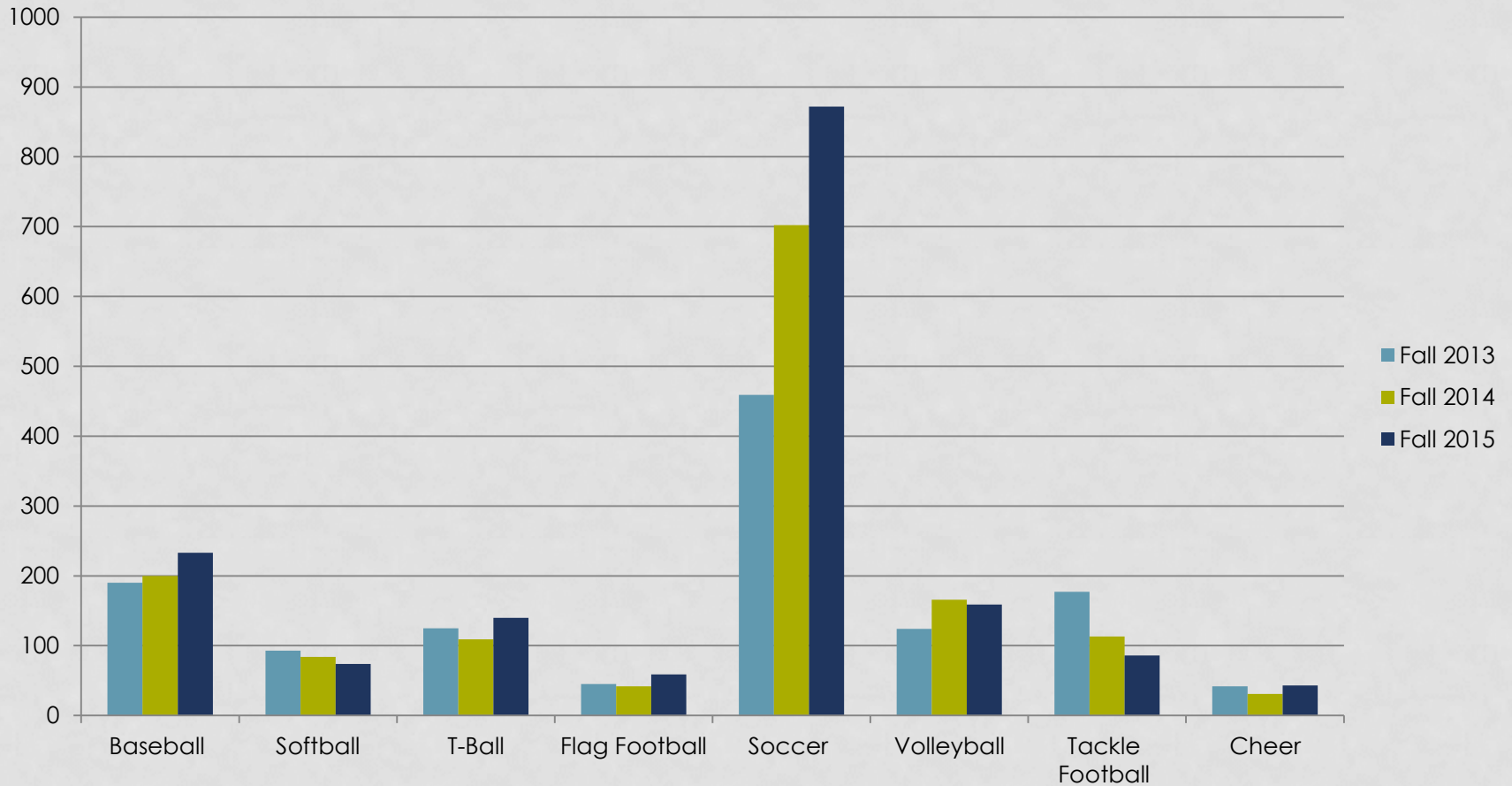
	<i>Tackle Football</i>	<i>Cheerleading</i>	<i>Softball</i>	<i>T-ball</i>	<i>Baseball</i>	<i>Soccer</i>	<i>Volleyball</i>	<i>Flag Football</i>	<b>Totals</b>
<i>Resident Participants</i>	49	19	37	62	107	421	80	21	<b>796</b>
<i>Non Resident Participants</i>	64	12	47	47	93	281	86	21	<b>651</b>
<i>Total Participants</i>	113	31	84	109	200	702	166	42	<b>1447</b>
<i>Head Coaches</i>	4	3	7	10	18	87	18	4	<b>151</b>
<i>Assistant Coaches</i>	16	6	14	30	36	130	27	8	<b>267</b>
<i>Resident Scholarships</i>	11	4	6	6	8	30	10	4	<b>79</b>
<i>Non Resident Scholarships</i>	0	2	3	1	2	6	2	0	<b>16</b>

# PARTICIPATION HISTORY: FALL SEASON

## Fall 2015

	<i>Tackle Football</i>	<i>Cheerleading</i>	<i>Softball</i>	<i>T-ball</i>	<i>Baseball</i>	<i>Soccer</i>	<i>Volleyball</i>	<i>Flag Football</i>	<b>Totals</b>
<i>Resident Participants</i>	40	32	38	69	111	498	81	44	<b>913</b>
<i>Non Resident Participants</i>	46	11	36	71	122	374	78	15	<b>753</b>
<i>Total Participants</i>	86	43	74	140	233	872	159	59	<b>1666</b>
<i>Head Coaches</i>	4	3	7	14	22	105	17	6	<b>178</b>
<i>Assistant Coaches</i>	12	6	14	42	66	150	17	6	<b>313</b>
<i>Resident Scholarships</i>	6	3	4	4	10	31	3	2	<b>63</b>
<i>Non Resident Scholarships</i>	7	0	1	6	3	21	3	0	<b>41</b>

# PARTICIPATION HISTORY: FALL SEASON



# PARTICIPATION HISTORY: WINTER SEASON

## Winter 2012-13

	<i>Basketball</i>	<i>Skills &amp; Drills</i>	<i>Dance Troupe</i>	<b>Totals</b>
<i>Resident Participants</i>	206	25	27	<b>258</b>
<i>Non Resident Participants</i>	98	12	5	<b>115</b>
<i>Total Participants</i>	304	37	32	<b>373</b>
<hr/>				
<i>Head Coaches</i>	32	4	2	<b>38</b>
<i>Assistant Coaches</i>	20	8	2	<b>30</b>
<hr/>				
<i>Resident Scholarships</i>	25	4	7	<b>36</b>
<i>Non Resident Scholarships</i>	14	4	2	<b>20</b>

## Winter 2013-14

	<i>Basketball</i>	<i>Skills &amp; Drills</i>	<i>Dance Troupe</i>	<b>Totals</b>
<i>Resident Participants</i>	355	32	22	<b>409</b>
<i>Non Resident Participants</i>	244	18	12	<b>274</b>
<i>Total Participants</i>	599	50	34	<b>683</b>
<hr/>				
<i>Head Coaches</i>	63	4	2	<b>69</b>
<i>Assistant Coaches</i>	100	8	2	<b>110</b>
<hr/>				
<i>Resident Scholarships</i>	51	5	8	<b>64</b>
<i>Non Resident Scholarships</i>	3	0	0	<b>3</b>

# PARTICIPATION HISTORY: WINTER SEASON

## Winter 2014-15

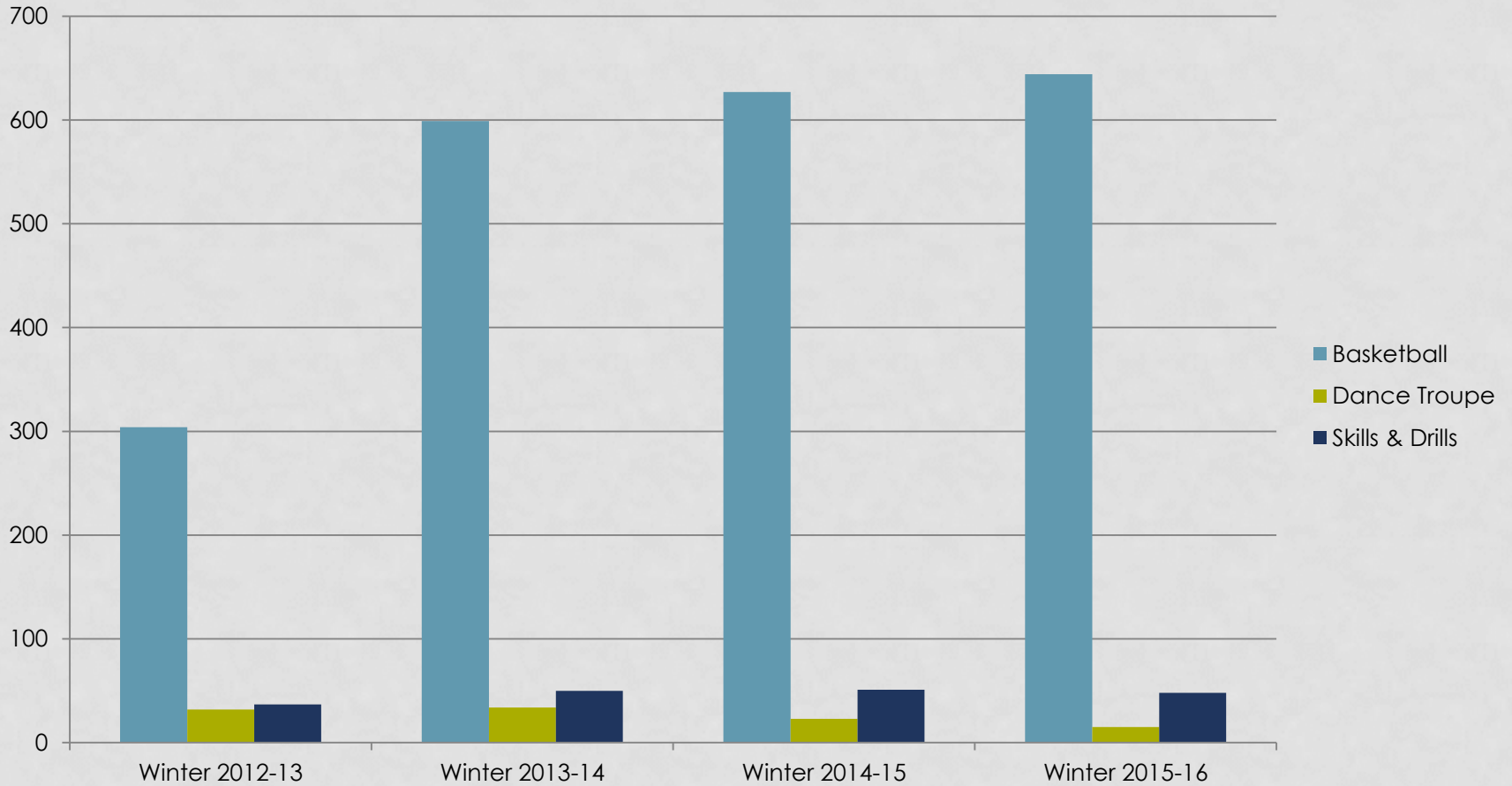
	<i>Basketball</i>	<i>Skills &amp; Drills</i>	<i>Dance Troupe</i>	<b>Totals</b>
<i>Resident Participants</i>	379	34	19	<b>432</b>
<i>Non Resident Participants</i>	248	17	4	<b>269</b>
<i>Total Participants</i>	627	51	23	<b>701</b>
<hr/>				
<i>Head Coaches</i>	64	4	2	<b>70</b>
<i>Assistant Coaches</i>	96	12	2	<b>110</b>
<hr/>				
<i>Resident Scholarships</i>	60	2	5	<b>67</b>
<i>Non Resident Scholarships</i>	9	0	0	<b>9</b>

## Winter 2015-16

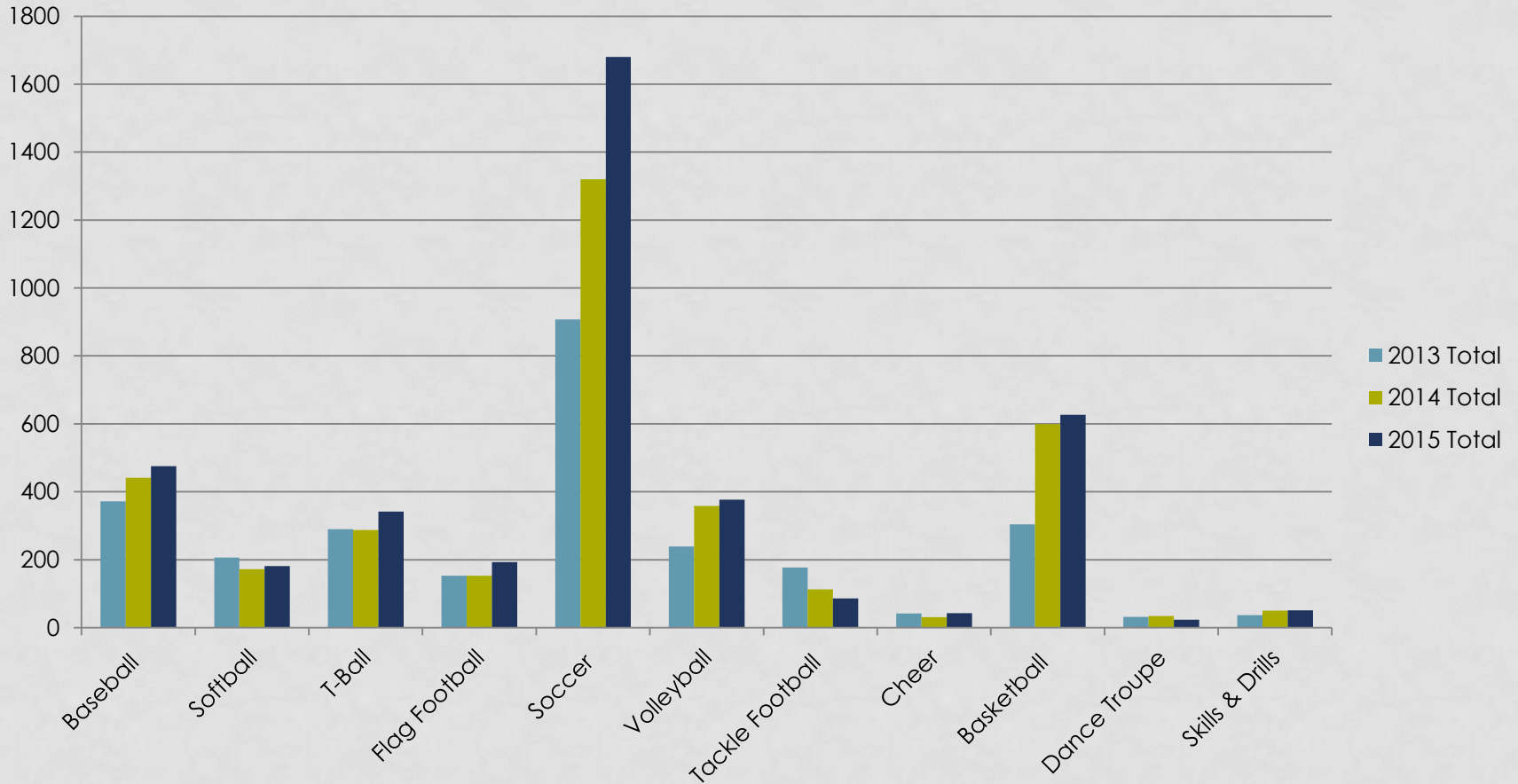
	<i>Basketball</i>	<i>Skills &amp; Drills</i>	<i>Dance Troupe</i>	<b>Totals</b>
<i>Resident Participants</i>	386	34	11	<b>431</b>
<i>Non Resident Participants</i>	258	14	4	<b>276</b>
<i>Total Participants</i>	644	48	15	<b>707</b>
<hr/>				
<i>Head Coaches</i>	70	4	1	<b>75</b>
<i>Assistant Coaches</i>	140	8	0	<b>148</b>
<hr/>				
<i>Resident Scholarships</i>	52	6	0	<b>58</b>
<i>Non Resident Scholarships</i>	11	1	1	<b>13</b>



# PARTICIPATION HISTORY: WINTER SEASON



# PARTICIPATION HISTORY: CUMULATIVE PER SPORT



# PARTICIPATION HISTORY: CUMULATIVE PER YEAR

